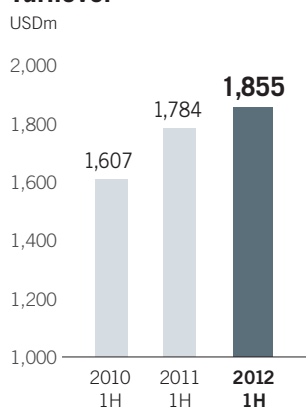


Financial Highlights

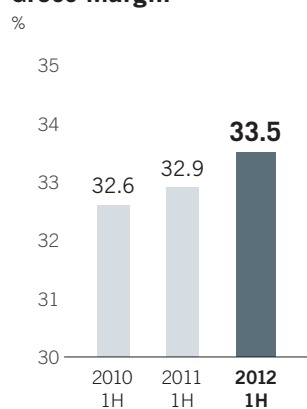
- » Record sales and profit for the period
- » Continued margin improvement
- » Positive free cash flow
- » Interim dividend increased by 35.0%
- » Reduced gearing from 66.1% to 37.4%
- » New products driving growth

	2012 USDm	2011 USDm	Changes %
Turnover	1,855	1,784	+4.0%
EBITDA	188	170	+10.4%
EBIT	127	115	+10.4%
Profit attributable to Owners of the Company	96	80	+20.1%
EPS (US cents)	5.69	5.00	+13.8%
Interim dividend per share (approx. US cents)	0.87	0.64	+35.0%

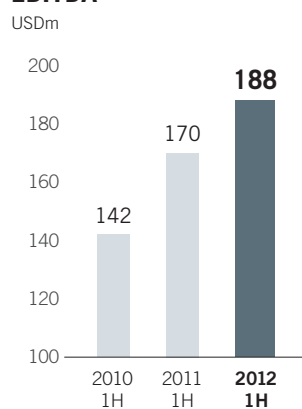
Turnover



Gross Margin



EBITDA



Basic Earnings per Share

